

MATTHEW MAY

# 57+ WAYS TO GET TRAFFIC TO YOUR WEBSITE!



[Quickregisterseo.com](http://Quickregisterseo.com)

You can rebrand this ebook with **4 different affiliate programs**. All of them are **free to join**.

Earn up to **\$460. per sale** +recurring commissions for life! [Click here to learn how to rebrand this ebook with your affiliate links in just seconds for free!](#)

---

Below are **57+ ways** to get more **traffic to your website**.

However, if you **do not have time** to study these techniques there is a **shortcut**. You can set up a campaign with [Realppvtraffic.com](http://Realppvtraffic.com).

You can be getting up to **10,000 keyword targeted visitors** starting in less than 48 hours! [Visit here to set up your campaign now.](#)

## Table of Contents

|  |    |
|--|----|
| 1. <a href="#">Find A Profitable Niche</a> .....   | 6  |
| 2. <a href="#">Create A Memorable Brand</a> .....  | 8  |
| 3. <a href="#">Have A Great Offer</a> .....  | 9  |
| 4. <a href="#">Write Amazing Headlines</a> .....   | 10 |
| 5. <a href="#">Become A Skilled Copywriter</a> .....   | 12 |
| 6. <a href="#">Build A YouTube Channel</a> .....   | 13 |
| 7. <a href="#">YouTube Ads</a> .....   | 15 |
| 8. <a href="#">TikTok Advertising</a> .....  | 16 |
| 9. <a href="#">Find High Traffic YouTube Videos and Offer to Pay for a Link in The Description</a> .....                       | 17 |
| 10. <a href="#">Re-Targeting YouTube Ads</a> .....   | 17 |
| 11. <a href="#">Start Your Own Automatic Follow Up Newsletter</a> .....  | 18 |
| 12. <a href="#">Safelists</a> .....  | 19 |
| 13. <a href="#">Solo Ads</a> .....   | 20 |
| 14. <a href="#">Use 404 Pages to Collect Email Addresses</a> .....   | 22 |
| 15. <a href="#">Exchange Solo Ads With Synergistic Businesses</a> .....  | 23 |
| 16. <a href="#">Email Signatures</a> .....   | 24 |
| 17. <a href="#">Reverse Advertising</a> .....  | 25 |
| 18. <a href="#">Get A List of Very Targeted Prospects and Contact Them One by One or by Email and Phone Cold Calling</a> ..... | 24 |
| 19. <a href="#">Manually Post Classified Ads</a> .....   | 25 |

|   |    |
|---|----|
| 20. <a href="#"><u>Use Automatic Ad Posting Software to Post 1000's of Classified Ads</u></a> .....                               | 26 |
| 21. <a href="#"><u>Use A Classified Ad Posting Service And Let Them Do All The Work For You</u></a> .....                         | 27 |
| 22. <a href="#"><u>Start Your Own Affiliate Program</u></a> .....   | 28 |
| 23. <a href="#"><u>Pay Per View (PPV Traffic)</u></a> .....   | 29 |
| 24. <a href="#"><u>Google Adwords</u></a> .....   | 30 |
| 25. <a href="#"><u>Bing Advertising</u></a> .....   | 33 |
| 26. <a href="#"><u>Facebook Ads</u></a> .....   | 34 |
| 27. <a href="#"><u>Twitter Advertising</u></a> .....  | 35 |
| 28. <a href="#"><u>Linkedin Ads</u></a> .....   | 36 |
| 29. <a href="#"><u>Instagram Ads</u></a> .....  | 37 |
| 30. <a href="#"><u>Reddit Advertising</u></a> .....   | 38 |
| 31. <a href="#"><u>Build a Large Audience on Social Media By Posting Free Content</u></a> .....                                   | 39 |
| 32. <a href="#"><u>Use Social Share Buttons</u></a> .....   | 39 |
| 33. <a href="#"><u>Respond to All Your Comments</u></a> .....   | 39 |
| 34. <a href="#"><u>Create List Posts</u></a> .....  | 40 |
| 35. <a href="#"><u>Reproduce The Most Popular Content in Your Industry Using Multiple Sources- Skyscraper</u></a> .....           |    |
| 36. <a href="#"><u>Interview and Review Influencers Roundup Technique</u></a> .....   | 42 |
| 37. <a href="#"><u>Answer And Ask Questions Using Quora</u></a> .....   | 42 |
| 38. <a href="#"><u>Syndicate Your Content on Medium</u></a> .....   | 43 |
| 39. <a href="#"><u>Include Hashtags in Your Posts</u></a> .....   | 44 |
| 40. <a href="#"><u>Use Analytics to Find Profitable Long Tail Keywords</u></a> .....  | 44 |
| 41. <a href="#"><u>Press Releases</u></a> .....   | 45 |
| 42. <a href="#"><u>Claim Expired Tumblr Blogs</u></a> .....   | 46 |
| 43. <a href="#"><u>Create Slideshare Presentations</u></a> .....  | 47 |
| 44. <a href="#"><u>Fully Optimize Wordpress Categories</u></a> .....  | 48 |
| 45. <a href="#"><u>Content Relaunch Strategy</u></a> .....  | 49 |
| 46. <a href="#"><u>Create the Most Awesome FAQ Section For Your Industry and Create Videos for all the FAQ</u></a> .....          | 48 |
| 47. <a href="#"><u>Create An Awesome Resource Pages</u></a> .....   | 49 |
| 48. <a href="#"><u>Mass Submit Infographics</u></a> .....   | 50 |
| 49. <a href="#"><u>Write Reviews and Testimonials of Products in Your Niche Let The Website Know They Can Link Back</u></a> ..... | 51 |
| 50. <a href="#"><u>Give Away Free Software</u></a> .....  | 51 |
| 51. <a href="#"><u>Give Away Free Re-Brandable Ebooks</u></a> .....   | 52 |
| 52. <a href="#"><u>Incorporate Trends</u></a> .....   | 53 |
| 53. <a href="#"><u>Create or Participate in a 30-Day Challenge</u></a> .....  | 53 |
| 54. <a href="#"><u>Publicity Stunts</u></a> .....   | 54 |
| 55. <a href="#"><u>Do Charity Work</u></a> .....  | 54 |
| 56. <a href="#"><u>Referral Marketing</u></a> .....   | 54 |
| 57. <a href="#"><u>Create Your Own Business Directory</u></a> .....   | 58 |
| 58. <a href="#"><u>Start Your Own Traffic Exchange</u></a> .....  | 59 |
| 59. <a href="#"><u>Start Your Own Forum</u></a> .....   | 59 |
| 60. <a href="#"><u>Start Your Own Safelist/Viral Mailer</u></a> .....   | 59 |
| 61. <a href="#"><u>Start Your Own Link Shortening Service</u></a> .....   | 60 |
| 62. <a href="#"><u>Mobile Marketing</u></a> .....   | 61 |
| 63. <a href="#"><u>Niche and Local Directory Listings</u></a> .....   | 62 |
| 64. <a href="#"><u>Real Viewer Incentivized Traffic</u></a> .....   | 62 |
| 65. <a href="#"><u>Crowd Sourced SEO Incentivized Traffic</u></a> .....   | 65 |
| 66. <a href="#"><u>Bot Traffic</u></a> .....  | 66 |
| 67. <a href="#"><u>Old School and Offline</u></a> .....   | 67 |

|   |    |
|---|----|
| 68. <a href="#">Host Webinars</a> .....               | 68 |
| 69. <a href="#">Appear on Podcasts</a> .....          | 68 |
| 70. <a href="#">Create a Free Online Course</a> ..... | 69 |

# 1. Find A Profitable Niche



**Before your get started** learning and executing all these proven ways to increase traffic to your website you might want to stop and **think if you are even focusing on the right niche.**

There are **some niches which do not attract much interest** and therefore **not much profit.**

Really analyze what niche you are promoting and see if you might not have some **expertise in another area which could bring in more visitors** and sales and maybe have **less competition.**

I am in the **digital marketing niche.** Which, actually is **not the best.**

If I had a knack for **video games**, doing **make up videos**, **fitness and/or** , **extreme fishing** or if I could pull of promoting myself **boxing Jake Paul** I probably would **get more traffic** without knowing much at all about all these marketing techniques.

**More people are interested** in watching **Jake Paul beat up some retired MMA star** than learning about the intricacies of **seo and traffic generation.**

However, **I am already making money with digital marketing**, I like it, so **I persist.**  
But if you really have not invested fully in your niche yet.

Definitely **look carefully at your niche**. The “**make money from home**” niche is one that **attracts quite a few people initially**. And you **CAN make money with this niche**. I have.

However, it also is not the best because **99% of the people who are in this niche quit**. Say you wanted to start making money online and you were an **expert bass fisherman**.

GET KEYWORD TARGETED  
STARTING IN 48 HOURS!

GET TRAFFIC NOW!

You might consider **creating an online course** about your **fishing expertise** and passion rather than **going after some make money quick scheme**.

You could **study digital marketing** and **apply your expertise to a niche which interests more people (including you)**, and one that has **less competition**.

Because with the **digital marketing niche you are competing with black belts** in marketing. **Other fisherman** most likely are **not expert digital marketers**.  
Food for thought!

**Miles Beckler** is a very well respected marketer with close to **200,000 subscribers to his YouTube channel** he has produced an excellent video on **how to find a profitable niche**. I suggest subscribing to his YouTube channel.



## 2. Create a Memorable Brand



Think carefully about your brand. Do you have a **name which is easy to remember** and let's people **know exactly what you are about**?

Do **you have to spell your domain name** or can you just **tell somebody the name of your website** and they **immediately remember it**?

**Google does not have to spend money on advertising.** Their name and **brand alone has invaded the consciousness** of everyone in the planet.

You want to **become a household name in your industry.**

### Can You Just Tell Somebody Your Domain Name or Do You Have to Spell it For Them?

Having an **easily identifiable brand** can make the task of **branding your brand in the brains of your prospect** more realistic.

When I look at the **analytics of my website** [TheFreeAdForum.com](http://TheFreeAdForum.com), a very **popular classified ad site**, often **people search for the name of my site**.

They are typing into **Google search** “Free Ad Forum” or “The Free Ad Forum.” They are typing in my actual brand name into Google.

### If You Have a Popular Brand People Will Actually Type Your Brand Into Search to Find You

If your **brand is big enough** you **do not have to spend anything on advertising**. Having a focused, easily identifiable brand is an extremely effective way to increase your website traffic.

### 3. Have A Great Offer



Having **all the website traffic in the world** will do you no good at all if **your offer is not 1st rate**. Conversely if **your offer is top notch** and **gives your customers great value** then **you do not need as much traffic to convert** this traffic into sales.

### If You Have an Outstanding Offer You Do Not Need to Spend As Much on Advertising Because More of Your Traffic Will Convert

In addition, **having visitors stay on your website** and search other pages as well as **sharing your content** will **increase your visibility in the search engines**.

One of the criteria Google uses to judge your site is **how long people stay on your site** and if they **visit other pages on your website**.





## 4. Write Amazing Headlines



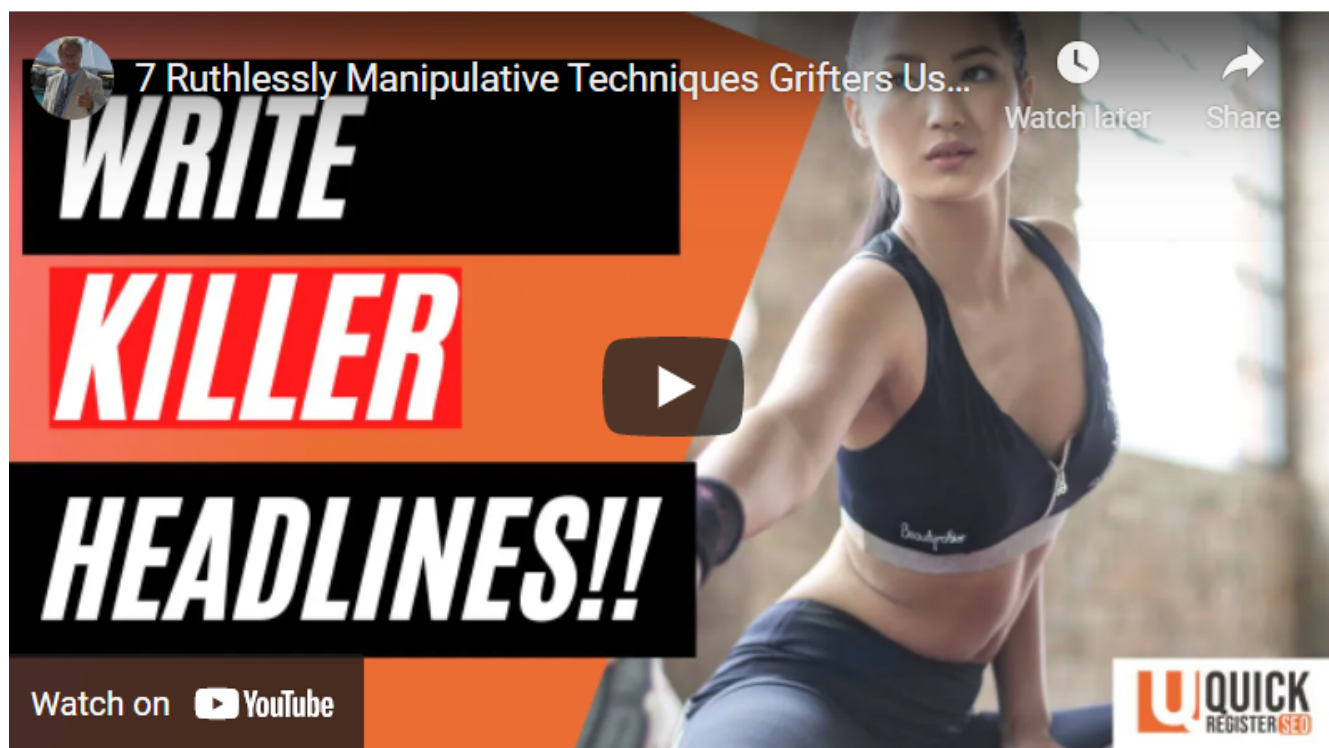
The headline is the **first part of your ad copy that anybody sees**. If your headline does not **grab the attention of your reader immediately** and get them to read your content your message will never be seen

This goes for **blog posts, classified ads, videos or press releases**. **The first thing your prospect sees is your headline**. If it does not grab them and get them to click they will never see your offer!

Here is a blog post which can give you ideas on how to improve your headlines: "[7 Ruthlessly Manipulative Techniques Gifters Use to Get You to Click On ANY Headline.](#)"







## 5. Become A Skilled Copywriter



This is similar to tip #3 "Have a Great Offer." **Not only do you have to have a great offer you have to SELL it.** Learning to become a **great copywriter** will **convert more visitors to sales** or to take action.

Enticing your reader to take action is the goal of having more website traffic.

Having **compelling ad copy** will **also make your content more shareable** on social media giving you additional traffic. Great headlines and copy maximize the potential of each visitor.

Here is an excellent article on copy writing by respected Digital Marketer and **Copywriter Neil Patel**.

[12 Ad Copy Strategies That'll Double Your CTR and Increase Your ROI](#)



## 6. Build A YouTube Channel

**YouTube is the #2 search engine** after Google and is **owned by Google** YouTube videos **get ranked in video search** and in the main Google listings quite quickly.

**Regularly creating original video content** which help your followers **solve problems** in your niche is one of the best ways to build a **consistent flow of organic traffic**.

You can put **links to your websites** and **social media channels in the descriptions**. Below is a description from one of my YouTube videos.

A banner for 'CLASSIFIED SUBMISSIONS'. On the left is an icon of a laptop with a person pointing at the screen. The text 'CLASSIFIED SUBMISSIONS' is in large, bold, yellow and white letters. Below it, in smaller yellow text, is 'Submit Your Classified Ad To Over 1000's of Advertising Sites Each Month!'. At the bottom right is the website 'www.classifiedsubmissions.com'. On the far right is a yellow button with black text that says 'CLICK HERE!'.

## Video details

1. Sites re-designed so that traffic goes directly to advertisers landing page
2. Full page log in ads on 30 high traffic sites for Classifiedsubmissions.com members.
3. Members get their text ad permanently in rotation on every page of 30 high traffic sites  
These text ads do not rotate down like classified ads. There are permanent.
4. Upgraded ads on 30 sites. We take one ad and upgrade it to Premium on 30 sites. This is a \$150. value alone. Premium ads are shown on the home page and at the top of your category.
5. Sites being upgraded to ssl.

Join our newsletter and download \$597. of pro marketing software for free!

 <https://www.classifiedsubmissions.com/join-newsletter>

Free to Join Affiliate Programs:

Earn 50% Recurring Commissions:

 <https://www.classifiedsubmissions.com/affiliate-program>

Earn 50% Commissions on All Our Software.

 <https://www.coolmarketingsoftware.com/affiliate-program>

Traffic Affiliate Program. Sell What Everybody Wants! Traffic! Long Term Recurring Commissions!

 <https://www.realppvtraffic.com/affiliate-program>

I try to **embed a video** on all of my **blog posts** and most of my web pages. Web pages with videos **get ranked favorably** and quickly in Google. You are **missing out** on massive amounts of traffic by **neglecting video marketing**.

## Web Pages With Embedded Videos Get Ranked Very Well in Google For Their Keywords

Combining email and video marketing also is quite effective. I regularly send out email blasts and follow ups directly to my YouTube videos.

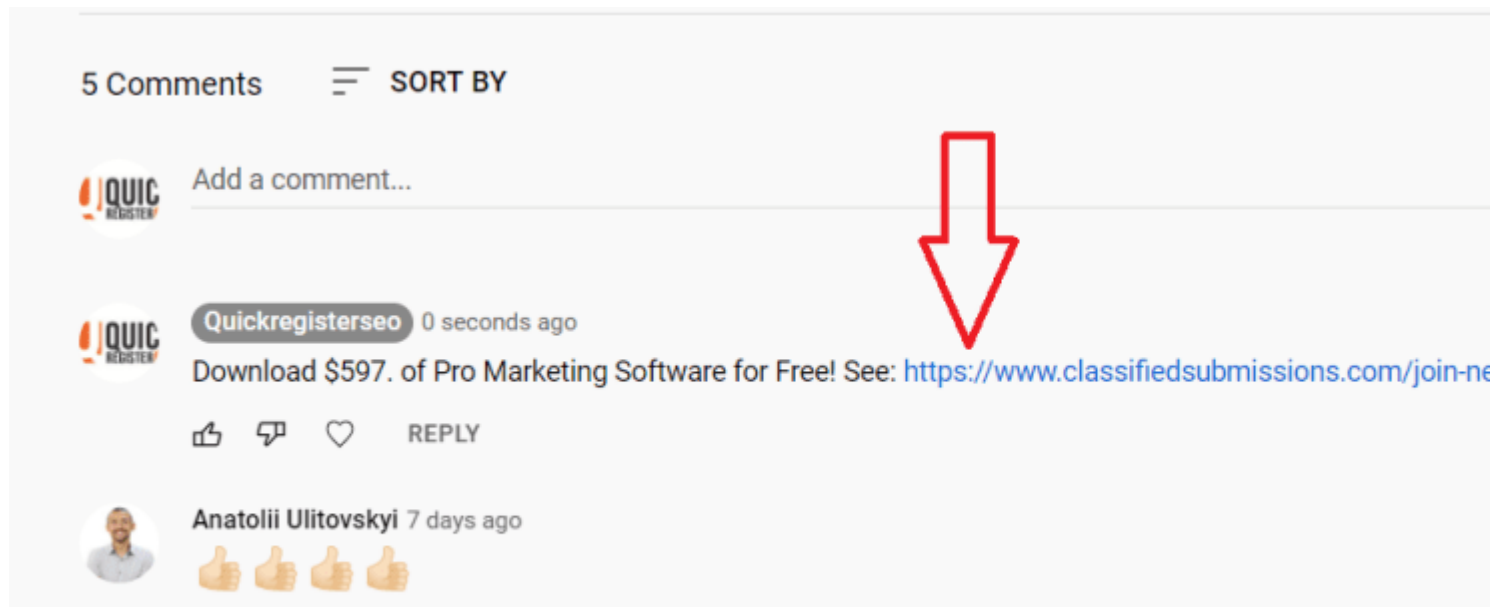
This **increases my views and subscribers on YouTube** which in turn brings me **more traffic and better rankings** on YouTube which in turn brings me more traffic.



## Combining Email Marketing With YouTube Marketing is a Effective Way to Build Momentum For Your Brand

I put links to my newsletter and affiliate program sign up forms conspicuously in the descriptions of my videos. This brings me more newsletter sign ups.

You can even “stick” a comment and link to your own videos so that it stays at the **top of your comments section**. I use this to ask people to join my newsletter.



vt\_a (2).sql

## 7. YouTube Ads

The cost of YouTube ads is based on views. **Each view can cost between \$0.10 and \$0.30** Keywords are less expensive on YouTube than on with Google Adwords pay per click advertising.

Traditional **Google Adwords** ppc averages between **\$1-\$2. per click on your ad.**

**Video Discovery Ads**– Video Discovery YouTube ads are displayed on the YouTube homepage, search results pages and as related videos.

### **TrueView In-Stream Ads (Skippable Ads)**

Advertisers only pay when viewers **watch at least 30 seconds** and/or interact with the video ad by clicking a call to action button.

**Non-Skippable In-Stream Ads**– These YouTube video ads play before, during or after another video. Viewers cannot skip the ad. The video needs to be between 5-15 seconds and they **must view the entire message.**



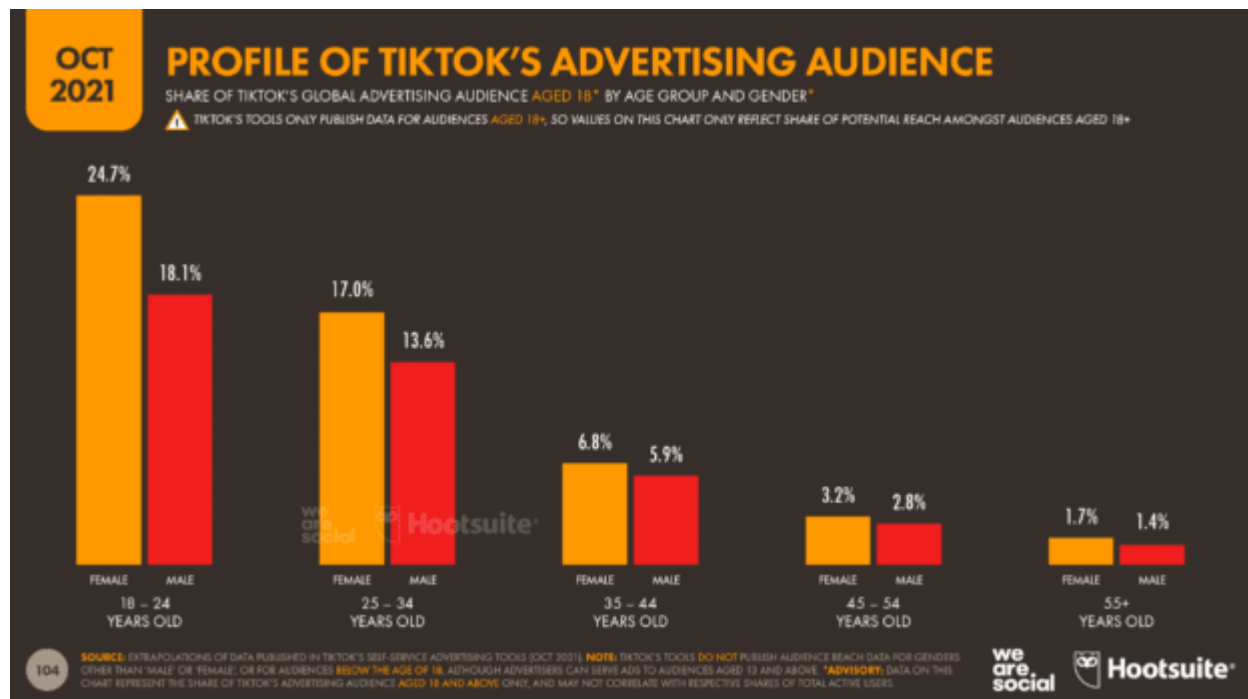
## 8. TikTok Advertising

TikTok is known as a platform especially popular with kids the network is reaching a larger and larger demographic. **TikTok has surpassed 1 billion users.** The adult audience over 18 is now over **825 million people worldwide.**

If you are **advertising to younger adults, and in particular women** TikTok could be a good match for your campaign.

Tik Tok's **biggest audience is the United States** with over **120 million people.** TikTok is also very **popular in the Middle East and Asia.**

If you still think TikTok is just for kids, you're missing out on an important social media advertising option for your brand.




## 9. Find High Traffic YouTube Videos and Offer to Pay for a Link in The Description

Many, maybe even **most people** make YouTube videos for fun and to share information. They are really not focused on making money. Some of these videos will have **huge amounts of views**.

You can **direct message the owners of these channels** and offer to pay them for a link. Up to you to be creative with this one.



Suggested Post

 **Inspiration and Wellness**  
Sponsored · 

Have you ever wanted to make a side-income and get on the road to financial freedom?

Would you like to:



- \* Get time to do the things you've always wanted to do?
- \* Spend more time with the people you love?... [See More](#)



**How To Make A Great Side-Income Online In 2022**

Free webclass reveals how to make \$10K+ per month online. Click "Learn More" to reserve your spot before seats fill up and you miss out.

[Learn More](#)

   6

2 Comments 5 Shares 10K Views

<http://zzzJOHNCRESTANlzzz.j1r2c.hop.clickbank.net/>

## 10. Re-Targeting YouTube Ads



With Google and YouTube can actually **market people who have already visited your website** and viewed your YouTube channel.

**You create audiences based on Google Analytics** and you can **market people who have shown some interest but most likely have not purchased yet.**

Actually **98% of people who visit your site probably have not purchased.** This is the average! Often **re-marketing is less expensive and more rewarding** than targeting cold prospects.

Here is an excellent article by **Neil Patel** on Re-Targeting Ads: [Remarketing Made Simple: A Step-by-Step Guide](#)



## 11. Start Your Own Automatic Follow Up Newsletter

I have **made millions of dollars with email marketing.** Email marketing is **extremely effective** and very relevant.

I suggest getting an **email follow up system** like [Aweber](#) and start putting up **sign up forms all over your websites and blogs.**

As an **incentive for people to join your list** you can offer an **email course, free software** and/or a **free ebook.** I consider having your own email newsletter one of the best ways to increase traffic to your website.

You **can follow up with specials**, and sending **links to relevant and timely articles and videos**. This will in turn **increase views** and **subscribers** to your **YouTube videos** and other **social media**.

Here are some articles on email marketing to help you get started.

[What is an Email Follow Up System or Autoresponder](#)

[8 Reasons Why You Need An Email Follow Up System Now!](#)

[How to Make a Landing Page for Free Using Aweber Autoresponder Service](#)

[How to Easily Create Killer Responsive Landing Pages Without Paying Insane Recurring Fees!](#)

## 12. Safelists

Safelists are lists of people who have **agreed to receive each others email offers**. It is kind of like a **circular firing squad!**

If you have a product or service that appeals to other marketers you can **actually get some leads from safelists**. Here is a video review of one safelist that I have used with success.



One advantage of safelists is that they are **quick, easy and cheap**. Just sign up, confirm your emails, then send out your ad.

You **cannot just rely on this traffic generation technique** but it just one more tool in your traffic generation arsenal.

Here are some safelists that I have personally used:

[European Safelist](#)

[Herculist](#)

[Email-Hog](#)

## 13. Solo Ads

Many of the above **safelists also let you purchase solo ads**. This means you are sending an **solo ad email blast to the contact email** of the members of the safelist.

Safelist members have both a **contact email** and an **email which is used to receive the offers from the safelist mailings**.

Sending a **solo email to an actual contact** list is generally **more effective** than sending out emails to safelist but it is a **bit more expensive**.

## 14. Use 404 Pages to Build An Email List

Do you have a website? What happens when people **type in a page which does not exist**? They usually get some **generic 404 error message**.

Why not **use that error page to get some more subscribers**. This video explains how.



## 15. Exchange Solo Ads With Synergistic Businesses

One of the **great advantages** of building your own mailing list is that you can **cross promote with similar businesses**.

**You both have similar audiences** but somewhat **different non competing products**. If they products are good why not **cross promote** and **build each other's audience**?

You do a **promotion for them** and they do a **promotion for you**. Win Win!



## 16. Email Signatures

Getting traffic does **not have to be complicated**. How many **personal emails do you send out per day**?


Why not **include an email signature** with a concise description and a link to your website in all your **outgoing personal emails**?

If you send out **10 normal personal emails per day** that comes to **300 per month**.



If you send out **100 personal emails per day like me** then that comes to an extra **3000 emails per month!** Do you think this might get you some **more traffic?**

## 17. Reverse Advertising



Are you selling an advertising related **product or a service** which would **appeal somebody who is already spending money and time advertising?**

Then you can often get their attention by responding to their ads. There is even software called [Omni-Reply](#) that will do this for you.

## 18. Get A List of Very Targeted Prospects and Contact Them One by One or by Email and Phone Cold Calling

Cold calling is a **tough way to go** but sometimes you **gotta do what you gotta do**. You will be surprised **how much you learn though**.

A horizontal banner with a dark red background. On the left, there is a laptop displaying a website with a list of classified ads, and a small cartoon character of a man in a suit pointing at the screen. In the center, the text "CLASSIFIED SUBMISSIONS" is written in large, bold, yellow and white letters. Below this, in smaller yellow text, it says "Submit Your Classified Ad To Over 1000's of Advertising Sites Each Month!". At the bottom right of the central text, the website "www.classifiedsubmissions.com" is listed. On the far right, there is a yellow button with the text "CLICK HERE!" in bold black letters.



## 19. Manually Post Classified Ads

There are literally **1000's of classified ad sites out there**. You can **manually post ads on all of them** if you wish.

Here is a [\*\*list of classified ad sites\*\*](#) that allow posting of affiliate offers and business opportunities.

The problem with manually posted ads is that it is **time consuming and tedious**. Fortunately there are solutions. **There is software which automatically will post your ads for you.**

## 20. Use Automatic Ad Posting Software to Post 1000's of Classified Ads



Osclass Submitter is one of the best automatic ad submission software. It posts to 26 high traffic classified ad sites on autopilot. Learn more about [Osclass Submitter here.](#)



There is also [free ad submission software](#) available. This software has some limitations when compared to [Osclass Submitter](#) but you can **still submit quite a few ads** and it is way **better than posting ads manually**.

[You can download free ad submission software here.](#)

You will have to **join the free newsletter**, confirm, then you will be sent the download link for not only classified ad submitters but over **\$597. of other pro marketing software**.



## 21. Use A Classified Ad Posting Service And Let Them Do All The Work For You

1. The most time efficient option for posting classified ads is to use a **Classified Ad Submission Service**. Here is what you get with [Classifiedsubmissions.com](#) ad posting service:
2. Your ad posted on 1000's of Classified Ad Pages Monthly.
3. **30 Ads Upgraded, Highlighted, in Bold** and placed in rotation in **Premium Section** of sections of **30 ad sites** which is located on the home page and at the top of your category. A \$150. value.
4. **100 + High Quality Optimized Permanent Blog Posts** on Our **Exclusive Network!**
5. Your **text ad permanently and prominently placed in rotation** on **every page of 30 high traffic ad sites**.
6. Your **full page ad displayed for a minimum of 15 seconds** in rotation **every time ad posters log into 30 high traffic ad sites**.

7. There are 1000's of ad posters logging in every day! This is real traffic 24/7! [Visit here to learn more.](#)



## 22. Start Your Own Affiliate Program



Running my own affiliate programs I have been a huge winner for me. I pay out \$1000's in commissions each month on 3 affiliate programs that I run.

Having an **army of affiliates working for you 24/7 for commission only** is a extremely effective technique for **generating cost effective traffic**. You only pay if your affiliates make sales.

You will need either **affiliate management software** that you host on your own [web server](#) or you will need to register your **product or services with an affiliate network**.

REAL KEYWORD TARGETED  
TRAFFIC IN 48 HOURS!

GET TRAFFIC NOW!

# Imagine Having An Army of Affiliates Working For You 24/7 Promoting Your Products For Commission Only!

I use **Amember software** to manage billing and affiliate commissions. Amember is **first class** and does a **superb job** of managing recurring affiliate commissions.

I **highly recommend** this software if you want to run any type of **membership website** and/or you want to run your own affiliate program.

**Amemberpro** is also very cost effective. It only costs **\$149. one time fee** for a **lifetime license** of the software and **\$80. per year optional upgrades**.

If you know how much it costs to custom program software these **prices are incredible!**

Another software **membership management system** I would consider would be **S2member** and **AffiliateWP** **wordpress plugins**.

S2member is a **membership management software** and **AffiliateWP** is a **wordpress plugin** which is an affiliate management software. They both **integrate together**.

So basically you would need **2 wordpress plugins** to do what **Amember** does already, membership and affiliate management.

To run either **Amemberpro** or **S2member + AffiliateWP** you would need a **Linux VPS server**. [You can get one here.](#)

I prefer the above solutions because **all the above software are open source** and have **one time payment options rather than monthly fees**. I like to **control my software and data**.

Another **simpler option** to running your own affiliate program is to use an **affiliate network like Clickbank**.

Clickbank will **handle payments and payouts to your affiliates**. This is much **easier and simpler** for you but you have **less control**.

Clickbank can shut down your business at any time.



[Here is an outstanding guide on running your own affiliate program with Clickbank by Clickbank.](#)



You also have the advantage of having your **product listed in their marketplace**. This can **attract some affiliates**.

However, just being listed in the **Marketplace is not enough**. I find you need to **recruit your own affiliates**.

I have chosen to **manage my own affiliate program with my own software**. The advantage is that I have **control over my affiliate database** and that I can **incorporate multiple billing options**.

[Here is an exhaustive list of affiliate networks.](#)

## 23. Pay Per View (PPV Traffic)



**PPV Traffic** stands for **pay per view traffic**. You simply pay for traffic from an established traffic network.

Usually how this works is that traffic network companies give away software or manage websites with 1000's of visitors. You are paying for full page views of your website on their network.

There is usually some kind of **keyword targeting available**. However, this keyword targeting will **not be quite as accurate as Google Adwords**.

The advantage is that **pay per view traffic is way less expensive than PPC** traffic from Google.

### **PPV Traffic is Less Targeted Than Expensive PPC Traffic But You Get More Views For Less**

**Pay per view traffic shows your full page website** on generally **smaller traffic networks**.

The traffic often **can be keyword targeted** but you will **not get the same level of targeting** from ppv traffic then you will from **large networks like Google** and Facebook.

The **advantage of pay per view traffic is that it is way less expensive** the pay per click traffic on the major networks. You get **many more times at bat**.

You can pay **as little as 1 cent per full page view of your site**.

To give you an idea, a niche such as **personal injury attorneys** pay as much as **\$200. per click** on their **Google Adwords** ad! There still are **no guarantees of conversions**.

## Personal Injury Attorneys Pay Up to \$200. For 1 Click From PPC Traffic. Pay Per View Traffic can give up to 20,000 visits for \$200!

A typical **pay per view traffic campaign** could give you up to 20,000 visits for the same price as one click on Google Adwords.

If you have a **great page that converts** and the targeting does **not have to be as laser targeted** as on **Google Adwords** this might be a **cost effective strategy**.

In addition simply getting traffic to your website **can help your search engine rankings**. **Dead sites with no traffic usually get lost in Google**.

## PPV Traffic Can Help Get Your Website Noticed By The Search Engines

**PPV traffic** can be a way of starting to **get momentum to your website**. **Traffic itself** has shown to be a **criteria that search engines use to rank your websites**.

**I have websites** where I have **not done much SEO work** that are **highly ranked in Google** simply **because of the traffic**.

**Even if the traffic does not directly convert** it can **help your site start to get noticed** in the search engines which in **turn can lead to high quality search traffic** as your site gets ranked higher in Google.

[Visit here to learn more about ppv traffic.](#)



## 24. Google Adwords

Highly targeted quality pay per click traffic. You pay every time somebody clicks on your ad.

Be careful you can really end up spending big money quickly with pay per click traffic. It is important to learn how to optimize your campaign. Here is a video by Santrell Media:

### Google Ads Tutorial 2022 [Step-by-Step] Adwords



## 25. Bing Advertising

Bing is **Microsoft's version of Google Adwords**. Bing has **23% of the search market** which is **huge**.

Most people think, of course, of Google as their first advertising choice. However, **smart marketers** might want to take a look at **Bing**.

Bing Has 23% of Search Market, Less Advertising Competition and Cost per click is 33%-42% less than Adwords

**Bing Advertising** works on the same **pay per click principle** as **Google Adwords**. If your **keywords are very competitive** then you will **pay more**.



The advantage to Bing Advertising is that your **competition** for the same keywords is **much less than Google Adwords**.

Also, **Bing runs your ads on Yahoo and AOL networks**. Unless you are promoting a very **obscure niche** which is **not getting very many impressions on Bing** there is **almost no reason to prefer Bing over Google**.

The traffic is the **same quality** and the costs are **substantially less**. Here is an excellent article on [advertising on Bing for beginners](#).

## 26. Facebook Ads

In 2022 the **younger generations** can be found on **Instagram and TikTok**. However, for the **age group of 25-54**, a majority of these users will spend up to **50 minutes each day on Facebook**.

Facebook is still the **biggest social media company in the world**. In 2021 the average **cost per action is \$18.68** which means **advertising on Facebook has become even more expensive**.

**26%** of users make **purchases** after clicking a **Facebook ad**. Mobile ads were **94% of Facebook's advertising** revenue. So make sure you **include mobile ads** as a major part of **your campaign**.

Here is a tutorial from Santrell Marketing- **FACEBOOK ADS [Complete Tutorial for Beginners] – From Start to Finish**.

Here is a blog post from Hootsuite: [How to Advertise on Facebook: Complete Facebook Ads Guide for 2021](#)



## 27. Twitter Advertising



While TikTok is having **explosive growth with young adults** Twitter is dominating conversation **reaching the 30-49 year old demographic**. Twitter had over **187 million active daily user accounts**.

You can run several type of ads with Twitter.

**Promoted Accounts and Follower Ads-** This type of advertising promotes your entire account as opposed to a specific Tweet.

**Promoted Tweets-** These tweets show up in search results, timelines and user profiles.

With Promoted Trends you can promote targeting a trend.



Here is an article by Sprout Social "[How to set up a successful Twitter advertising campaign.](#)"

## 28. LinkedIn Ads



LinkedIn audience is targeted to business professionals. It is especially suited for B2B sales.

You should ask yourself the question “**Would a professional with a regular 9-5 job be interested in my service or product?**”

LinkedIn ads offer several types of ads:

**Sidebar Ads**– These are small **text based square ads**.


**Sponsored Content**– These are **similar to Facebook feed ads**. They show up in LinkedIn feeds.

**Sponsored Messaging**– Targeted private messaging.

Here is an article by Neil Patel: [The Guide To LinkedIn Ads – Part I: The Basics](#)



## 29. Instagram Ads



Almost **30% of users** discover new brands, products and services through **paid advertising on social networks**

**Instagram reaches a staggering 1.2 billion people.** This translates to **20% of the world's population over the age of 13.**

Instagram ads are **similar to Facebook ads** that the ads appear **throughout the app** and in the user's **feeds Explore, and Stories.**

They **resemble regular organic posts**, however, they always have a **“sponsored” tag** to indicate that the post is actually advertising.

These paid posts will also have **call to action buttons**, links and even product catalogs.

### The Cost Of Instagram Ads

Cost depends of **targeting, time of year, the competitiveness of your niche** and whether you are placing your ads on **Facebook or Instagram.** Here is a superb article. [How to Advertise on Instagram: A 5-Step Guide to Using Instagram Ads](#)

## 30. Reddit Advertising



Reddit is the **7th most visited website in the US**. Reddit tends to have a **younger audience in the 18-29 year old range**. Here are some options you have when advertising on Reddit:

**Brand awareness (CPM)**

**Traffic (CPC)**

**Conversions (CPC)**

**App Installs (CPC)**

**Video Views (CPV)**

Here is an article from Clickd.us : [Beginner's Guide To Reddit Ads](#)



## 31. Build A Large Organic Social Media Audience By Posting Free Content

**Creating a large social media following** within your niche **should be your priority**.

You should be constantly posting valuable information that would be of interest to your audience.

Of course you should be **syndicating all your content for free** on all your social media channels such as **Facebook, Twitter, Gettr, YouTube, TicToc, Instagram, and Rumble**.

Make sure to **completely fill out your profiles** on all these platforms with well written **keyword rich description** and **links**, wherever possible, **back to your websites**.

## 32. Use Social Media Share Buttons



Include **social media share buttons** on your websites and blogs. Make it's **easy for people to share** your content. [Sharethis](#) is a site that I use for social media share buttons. You can use these buttons on regular html websites or blogs.



## 33. Respond to All Your Comments

In this impersonal world of online marketing people **love to be recognized** and treated as individuals. Make sure to **respond to all your comments**.

They will get notifications and will **come back to your content** and will be more likely to **share your content**. If they believe they have some sort of relationship with you they will also be **more likely to open your emails**.



## 34. Create List Posts

Blogging is an **excellent long term strategy to increase traffic to your website**. You can also use blogging in **conjunction with other types of traffic generation techniques** such as video and email marketing.

I find that if I have a **video embedded into my blog post** that it seems to get **ranked more favorably in Google and Google video search**.

Also, **YouTube embeds are another metric YouTube** uses to rank your YouTube video on YouTube. Combining all these traffic generation methods creates momentum and synergy.

**Consider doing list posts as well.** Readers love them! This is a list post “57 Ways to Increase Traffic to Your Website,” **7 Ways to Do This**,” “**11 Ways to do That**.” You get the idea.

List posts are **easy for people to understand**. It organizes the content in **easy to digest bullet points**.

Here is an excellent article from CopyBlogger “[7 Reasons List Posts Will Always Work](#)”

# 35. Re-Produce The Most Popular Content in Your Industry Using Multiple Sources- Skyscraper Technique.



The Skyscraper Technique is a technique invented by Brian Dean of [Backlinko](#) for increasing traffic to your website. It works as follows:

1. **Find a highly popular blog post or video in your niche.**
2. **Create and even BETTER version of this content**
3. **Promote the content.**

I am using the **Skyscraper Technique with this post**. I found a very **popular blog post on ways to increase traffic to your website**.

Then I found a number **other high quality blog posts** on the same subject of **increasing website traffic**. If included my own ideas and experiences as well.

I **cherry picked the best ideas** and content I could find from the **top experts** on increasing traffic and **along with my own ideas** I created a blog post which is actually **better than any of the blog posts** that I had used for research.

## I Cherry Picked The Best Ideas of Multiple Blog Posts And Created A More Complete Version Of My Own

Of course I do **not do any “copy and pasting.”** I read the ideas, think about them, own them and then **put them in my own words from my own perspective**. The ideas do not have to be original but every word has to be original.

I am **linking back to many of the articles** that I used for research.



REAL KEYWORD TARGETED  
TRAFFIC 1 CENT PER VIEW

GET TRAFFIC NOW!

This is the **Skyscraper technique** and this a very effective way of increasing traffic to **your website**. There is also a bonus included when performing the Skyscraper technique.

**You will start to become an expert on the topic.** One of the **best ways to learn is to teach**.

Review Influencers in your niche- Write a Blog Post Featuring Influencers and Their Advice (Expert Roundups)

## 36. Interview and Review Influencers-Roundup Technique

I highly encourage you to **stalk the top influencers in your industry**. I have not done enough of this myself.

I am not talking about hanging out in front of their house. I am suggesting **making a list of the top influencers in your industry**. Then immerse yourself in their material.

You can even **take some of their top blog posts and review them with your own blog post, video or podcast**. If they suggest certain techniques, do them yourself and report on the results.

If the top influencers have products or services review them and **let the influencer know about the review**. Just using their **names in the your text and headlines can attract targeted visitors**.

There is a technique called the **Roundup Technique**. This is where you **interview top experts in your industry**, usually asking them **similar questions, and then you report on the responses**.



## 37. Answer And Ask Questions Using Quora

Quora is a question and answer site. You can post questions and answers. You can look for topics that relate to your niche. You can include links and even videos in your answers.

For example, I could look for Quora topics on how to get traffic to your website and include some tips from this blog post. I could then include a link back to this blog post for more tips.

The idea is first to offer value then at the end include a relevant link or video. Here is an excellent video by [John Crestani](#) on How to Advertise on Quora:



[John Crestani](#) is an expert affiliate marketer. He is an authority on how to generate traffic, especially when it comes to affiliate marketing. He has an affiliate marketing course where he takes you step by step.

## 38. Syndicate Your Content on Medium

**Medium is simply a place where you can place your content.** Medium is for writers. It is a place to put **original, quality articles** about your subject.

It is not about posting ads. So your content has to be original and informative.

If you have your own blog with original content you can **syndicate your content on Medium**.

The advantage of having your content on Medium is that it tends to **rank well on Google** because the **domain is of a very high quality**.

Here is an article on Medium: [The Ultimate Guide to Medium](#).

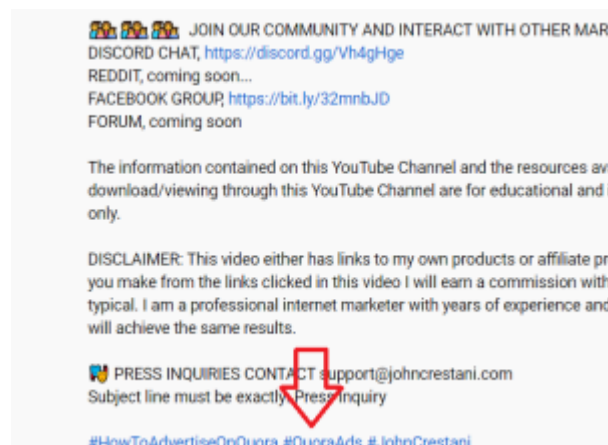
## 39. Include Hashtags in Your Posts

**A hashtag is just a keyword phrase, spelled out without any spaces and with a pound sign (#) in front of it.** For example, **#websitetraffic** and **#payperclick**.

You can put these hashtags at the **beginning middle or at the end of your social media post**.

People search topics by actual hashtags and this can **help searchers find your post according to the hashtag topic**.

Here is a **screenshot of the above video** by [John Crestani](#) which shows his use of hashtags:



Notice he **created hashtags according to the topic of his YouTube video**. He also make a **hashtag out of his own name** since many people are using the **search term**: John Crestani

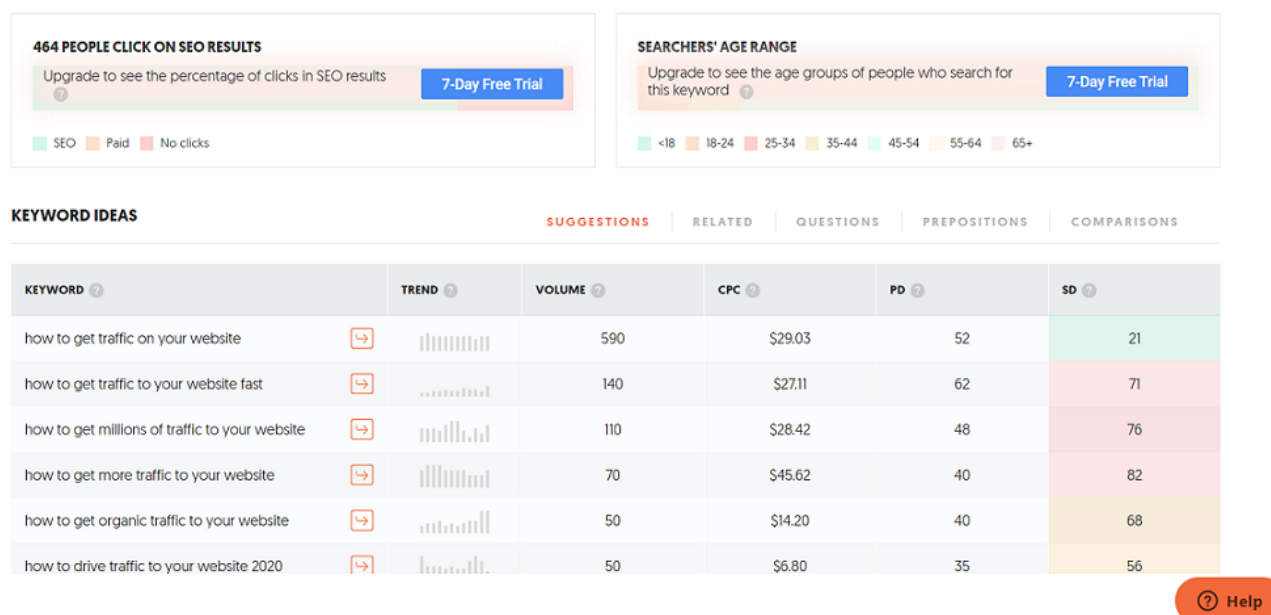
I find it interesting that he put the **hashtags and the end of the post**. The idea is to **help with search engine rankings** so it makes sense to **put actual links that people click on at the top** of his description and **SEO stuff and the bottom**.

## 40. Use Analytics to Find Profitable Long Tail Keywords

**Long tail keywords** are multi-word searches such as “**Brazilian Miami Personal Attorney Near Coral Gables Specializing in Motorcycle Accidents.**”

It would be **much easier to rank** for that string of keywords than simply “Miami Personal Injury Attorney.”

Most likely you could write **one article, or create one YouTube video** with that exact title and **come up first that search every time** simply because there are **less people competing for those keywords**.



However, if you are a Brazilian Personal Injury Attorney near Coral Gables specializing in motorcycle accidents then the **clients you would find through this search would be every bit as valuable** as the competitive alternatives.

Most likely your **clients are searching for long tail keywords** related to your business. You can find long tail keywords related to your business by using [Neil Patel's UberSuggest Tool here.](#)

Once you find the long tail keywords that relate to your content then you can **create content around these long tail keywords.**

REAL KEYWORD TARGETED  
TRAFFIC IN 48 HOURS!

GET TRAFFIC NOW!

You will have an **easier time ranking** for those keywords plus the traffic will be **ultra targeted.**

If you are using **pay per click advertising** your **ppc costs will be less** because these terms are much less competitive.

## 41. Press Releases

You can create and submit a Press Release to sites like [PR.com](#). [You can learn how to write a press release here.](#)

## 42. Claim Ranked Expired Tumblr Blogs

Tumblr is a **high ranking social media site** focused on **blogs**. There are **many blogs that are already ranked for your keywords** on Tumblr but **they have expired.**



You can **claim these Tumblr usernames**, **create your own blogs** using these **pre-ranked blogs** and **benefit from the traffic**.

There is software called “**Expired Tumblr Hunter**” that you can use to **find expired Tumblr blogs** that are ranked for your keywords.

You can join this newsletter here and you will be able to **download the software for free**.

## 43. Create Slideshare Presentations

You can **create pdf files** which essentially are **word files that you convert to pdf**. Then **upload them to document sharing sites** like **Slideshare.net**.

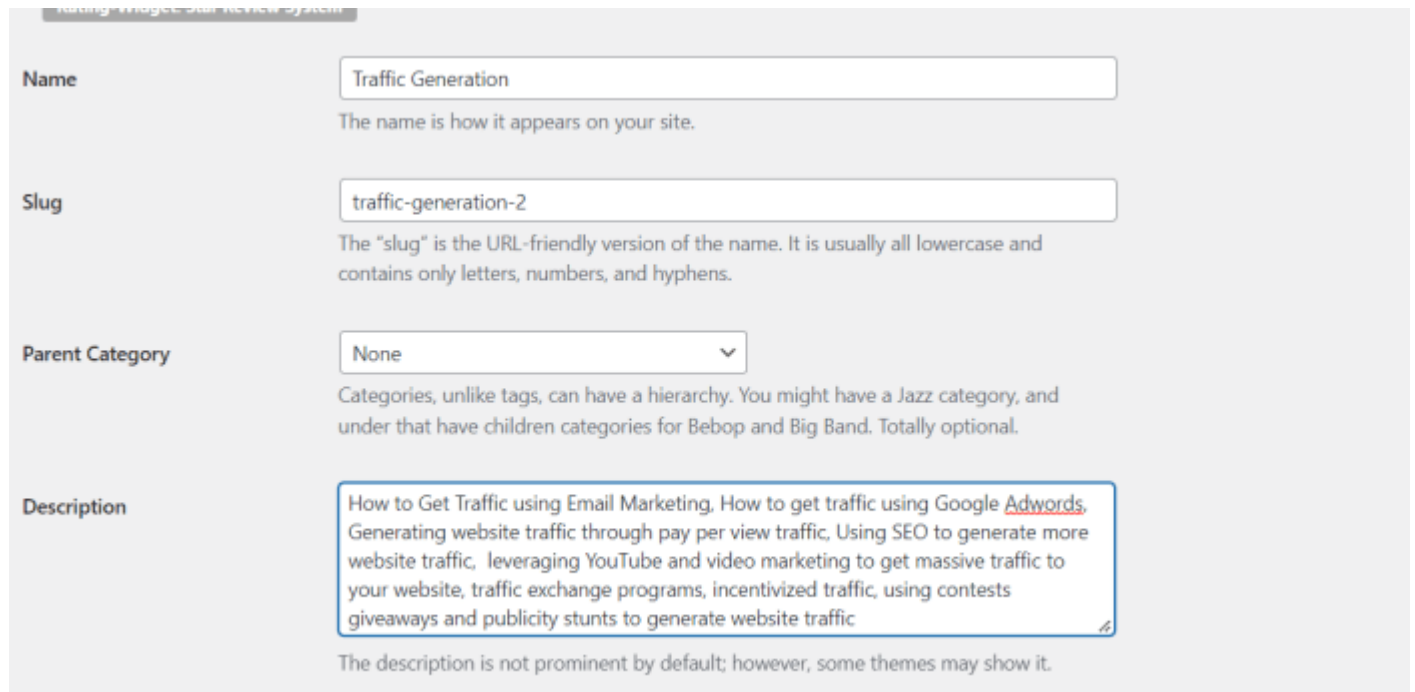
These sites generally **get ranked in search quite easily**.

If **visitors click on the links** you get **traffic**! [Here is somebody on Fivver](#) who will upload your pdf to **15 document sharing sites** and give you a **report**.

## 44. Fully Describe Your Categories In WordPress

I can't believe I missed this one! In **wordpress** you can put full detailed keyword rich descriptions of your categories.

This can only help **bring more traffic to your blog or website**. Here is my “**Traffic Generation**” category on wordpress.



The screenshot shows the 'Add New Category' form in WordPress. The form has four main sections: Name, Slug, Parent Category, and Description. The 'Name' field is filled with 'Traffic Generation'. The 'Slug' field is filled with 'traffic-generation-2'. The 'Parent Category' dropdown is set to 'None'. The 'Description' field is filled with a detailed paragraph about generating website traffic through various methods like email marketing, Google Adwords, pay per view traffic, SEO, YouTube, video marketing, traffic exchange programs, incentivized traffic, contests, giveaways, and publicity stunts. A small icon in the bottom right corner of the description box indicates that the description can be edited. Below the description field, a note states: 'The description is not prominent by default; however, some themes may show it.'

**Name** Traffic Generation  
The name is how it appears on your site.

**Slug** traffic-generation-2  
The “slug” is the URL-friendly version of the name. It is usually all lowercase and contains only letters, numbers, and hyphens.

**Parent Category** None  
Categories, unlike tags, can have a hierarchy. You might have a Jazz category, and under that have children categories for Bebop and Big Band. Totally optional.

**Description**  
How to Get Traffic using Email Marketing, How to get traffic using Google Adwords, Generating website traffic through pay per view traffic, Using SEO to generate more website traffic, leveraging YouTube and video marketing to get massive traffic to your website, traffic exchange programs, incentivized traffic, using contests giveaways and publicity stunts to generate website traffic  
The description is not prominent by default; however, some themes may show it.

Imagine having **all your categories with keyword rich descriptions**. This could only help generate **more targeted quality traffic to your website**.

## 45. The Content Relaunch Strategy

Do you have any **videos or articles** that you created that were **big hits a few years ago**?



How about updating that content with new timely information and relaunch the successful campaign again?

This is a great way to **revive relevant content** and attract **new traffic to your website!**

## 46. Create the Most Awesome FAQ Section For Your Industry and Create Videos for all the FAQ

**What are people looking for** mainly when they use search? **Answers to questions. Solutions to problems.**

What if you created the ultimate FAQ section for your industry on your website.

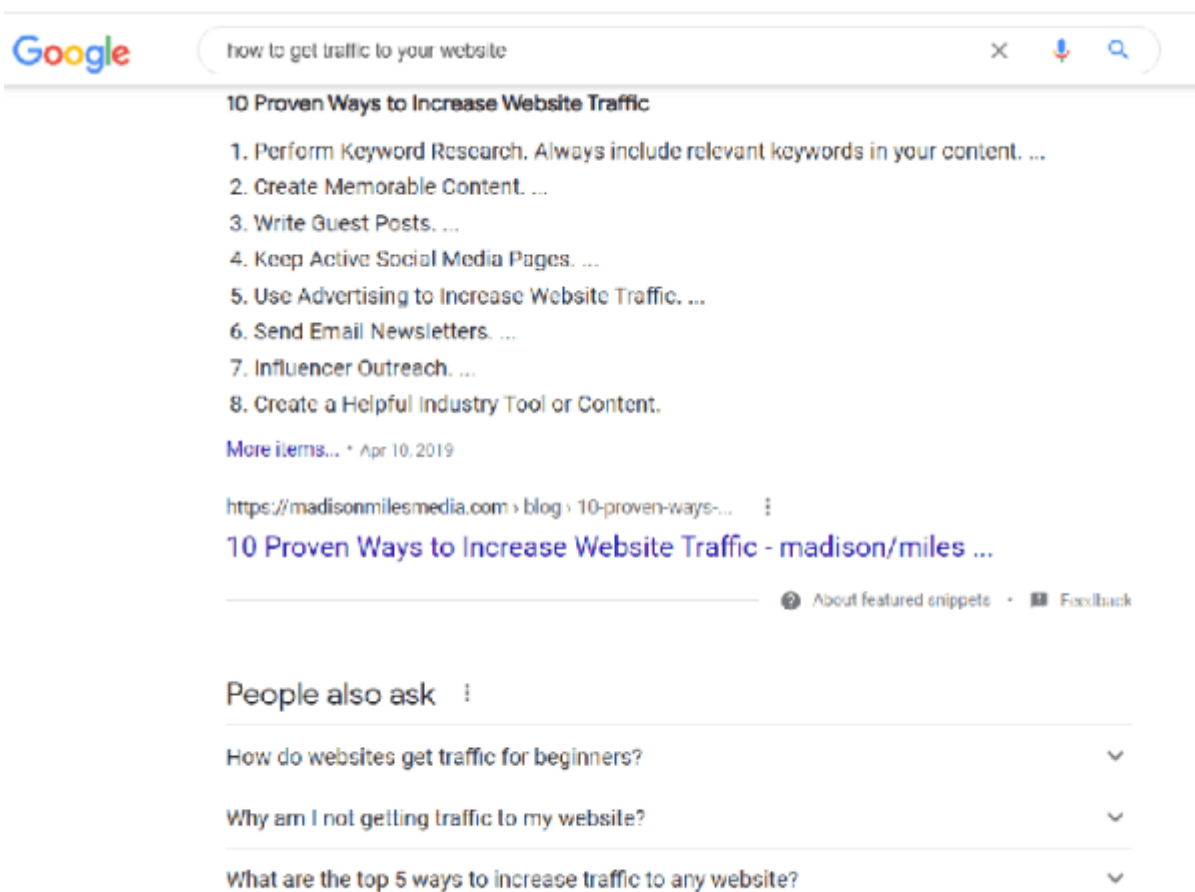
Then every time somebody would **search for an answer to a question regarding your industry** they will come upon **your knowledgeable answers!**

It is **easier than you think** to create a FAQ section using **Google Answer Box** and **“People Also Ask”** sections of Google.

You probably have already seen this when you typed in a question into Google. It looks like this:







You can keep **opening up more questions and answers** by **clicking the little down arrows**. This should give you **plenty of material**. If you run out look at the **FAQ sections of your top competitors**.

## 47. Create An Awesome Resource Pages

## Marketing Tools I Use To Run A Multi Six Figure Empire From Home

★★★★★ 4 Votes

### Web Hosting.

[IOZOOM](#)– I have 2 linux VPS servers with IOZOOM. This is an excellent company especially if you wanted a managed VPS server. A managed VPS server is where you can contact support and they can help you with almost any problem related to the server.

I run my own websites with my own domain names. Even if I was just promoting somebody else's products I would have my own domain name and website. I use dedicated and VPS servers.



What **tools and services are you using for your business**? You can create a **resources page** discussing all the tools and resources you use for your business.

This is a **valuable resource for followers** in your niche and can easily get **ranked in Google** for the various keywords associated with your services and resources. [Here is the resources page I created.](#)

## 48. Mass Submit Infographics

Images can bring traffic to your website from social media sites like **Pinterest, Instagram as well as from Google image search**. You can create an informative infographic regarding your business and share it on various social media platforms.

[Here is a service that I have personally used](#) which will not only create an infographic for you but will submit it to many image hosting sites.

## 49. Write Reviews and Testimonials of Products in Your Niche Let The Website Know They Can Link Back

If you have products or services that you use all the time why not do an **in depth video review** of these services?

This can **attract even more traffic** to your website including **giving you more credibility**.

Be sure to let the **owners of the products and services know about the review**. Perhaps they can even **link back in their resources sections**.



## Viral Marketing



## 50. Give Away Free Software



I have **built a list of over 30,000** using **just this technique**. I created a **suite of marketing software** and I **give it away free** as an incentive to join my newsletter.

In addition my **landing page is written as a sales page** not just as a simple landing page. You can my [sales/landing page here](#).

Also, **within the software itself there is a splash page** which opens up to another **simpler opt in page**. My brand, [Coolmarketingsoftware.com](http://Coolmarketingsoftware.com), is also prominently noted in the software itself. People share the software and I get more subscribers that way as well.

So not only do I use the software as an **incentive for people to join my list** but the **software itself promotes my brand** and **brings me more traffic** as **people share the software**.

**Even if you are not a programmer** you have have very **talented developers** to develop all kinds of **software at Freelancer.com**.

They key is to **know exactly what you want** so that you can **explain it to the programmers** who often are **not native English speakers**.

I have posted **100's of projects on sites** like Freelancer.com with **great success**.

If you can **think of a problem that can be solved with software** most likely it can be made and you can **use this software to bring you more traffic to your website**.

## 51. Give Away Free Re-Brandable Ebooks

I have also **used this technique very successfully**. I have created several ebooks with valuable resources and then

I **give my affiliates the ability to re-brand the ebook** with their own affiliate links. You can find them [here](#) and [here](#).

The **affiliates** give away the **valuable ebook** for free and if anybody **clicks on the affiliate links within the book** then they get **credit for the sale**.

Actually this is **exactly what I am planning to do with this blog post**.

I will **turn it into a re-brandable ebook** and **give it to my affiliates as an effective tool to promote several of my affiliate programs**: [Classifiedsubmissions.com](http://Classifiedsubmissions.com), [Realppvtraffic.com](http://Realppvtraffic.com), and [Coolmarketingsoftware.com](http://Coolmarketingsoftware.com)

I use a php script called [Easy Viral Pdf Rebrander](http://EasyViralPdfRebrander). **Even if you do not run your own affiliate program** you set up the ebook so that people can **re-brand it with their own social media links** or websites.

Then they **promote your valuable ebook** which of course will promote your brand and website.

## 52. Incorporate Trends



Can you somehow **incorporate the latest trends** with your business somehow? Big companies do it all the time with their virtue signaling.

Well if it is good enough for them why not get some action for yourself. **See what is trending** and see if you can **bring this together with your business**.

## 53. Create or Participate in a 30-Day Challenge

[Here is an article on how to create our own 30 day challenge.](#)

## 54. Publicity Stunts



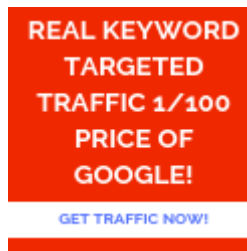
Are you ready to do something outrageous? [Here are some publicity stunts that actually worked.](#)

## 55. Do Charity Work

Many times **charity events** are looking for lots to give or auction away. Do you have a **service or product** you could donate?

These events generally get **written up in articles in major local publications** and these **highly ranked media stay live for years.**

This can be a great **credibility builder** as well as **traffic generation technique.** Keep your eyes open for opportunities.



# 56. Referral Marketing

Referral marketing is **simply asking customers to refer you** without offering a specific commission.

Ask people if they **“Do you know anybody who might need xxx product or service?”**

**Ask potential referrers for “their opinion”** about your products. Then follow up by asking **if they know anybody who might benefit from your services.**

Reviews. **Ask your current customers to review you on Google and other directories.** You can also install a Tell a Friend Script on Your Website.

## Start Your Own SAAS Business



Do you know what **works even better than SEO?** Offering both **free and paid online tools and services.**

Here is a video from **Mega SEO guru Neil Patel** who explains that his free/paid **keyword tool UberSuggest** is his number 1 traffic source!

And this guy is one of the **top SEO experts in the world!**

I have done this myself offering **free/paid advertising through my many classified ad sites.**

They generate **1000's of organic visitors** who then can in **turn opt in to my newsletters** and **purchase my other products and services.**





There is a wonderful site called [Codencanyon](#). This site hosts **software offers from a multitude of quality publishers**. Many offer so called " **businesses in a box**" php scripts.

These are pre-made **Software As A Service Businesses (SAAS.)** From as little as \$50 you can purchase scripts that **would cost you \$1000's to have coded.**

These scripts are **ready to start taking orders and generating traffic.**

**I have purchased many php scripts from Code Canyon** and I have been very happy. All you will need is a [vps server](#) for hosting and you can have a traffic and money generating machine for less than \$200 usually.

**Incredible value** for the create entrepreneur. Check out the **video from Neil Patel** and below

I have some **ideas on SAAS businesses** you can start for next to nothing that could potentially drive **1000's of evergreen visitors to your offers.**



## 57. Create Your Own Business Directory

Depending on your business model you can **create your own business directory in your niche**.

For example if you were a **personal injury attorney** you could create a **directory of personal injury attorneys**.

Yes, you would be advertising your competition but you can put your ad as the **featured #1 personal injury attorney** in your area.

The other **listings from your competition will be there and will be improving the ranking of your site**. This is because there are **searchers actually putting in the name of your competition in Google**.

When they do, **YOUR directory will appear featuring your ad at the top as the number 1 ranked personal injury lawyer in your area**.

You can **do this for almost any niche**. **Creating authority sites** in your niche can deliver **long term highly targeted traffic** and bring **awareness to your brand**.

Here is a [list of wordpress plugins](#) that will allow you to quickly create your own business directory.



## 58. Start Your Own Traffic Exchange



There are **preset scripts** already created that you can set up and **start your own traffic exchange**.

People **come to your site to exchange traffic** and they can **see your offers** when they do. Also this can be a **great business on it's own** and a way to build up your own email list.

Here are some [traffic exchange scripts that are already created and ready to install](#)

## 59. Start Your Own Forum

Why not have a portal and become the **hub where people interested in your niche** come to **discuss your topic**? You can have your **advertisements in the header and sidebar of the site**.

**Forums attract an enormous amount of targeted traffic**. The downside is that you **MUST moderate** the forum to make sure there is no spam.

However, this can become a **valuable property** that you could **even sell eventually on a site like Flippa**.

The most popular forum software is [Vbulletin](#). This is paid software. However, there is a free forum software called [PHPBB forum software which is very popular](#).

## 60. Start Your Own Safelist/Viral Mailer

Similar to starting your own Traffic Exchange you can also **start your own Safelist**. A

safelist is simply a list that people join and agree to receive each other's emails.

Often **readers are incentivized to click on links** and will **credits towards getting traffic** to their links by **clicking the links of others**.

You can **charge monthly membership fees** and for various upgrades.

There are **pre-existing php scripts** that you can **install on your server** to run the software. You will probably need a vps server. [You can get one here.](#)

## 61. Start Your Own Link Shortening Service



Have you ever used sites like **bit.ly** or **tinyurl.com**? These sites **take long urls and shortens them**. Often affiliate links are long and cumbersome like:

**<https://www.classifiedsubmissions.com/a/aff/go/yourusername>** .

Well, services like bit.ly will shorten the url to this: <https://bit.ly/3MtSWr9>

A shorter url is more **“friendly” to promote**. Well, you can **offer your own url shortening service**. Here is a script on **CodeCanyon**, which for \$45. will run your **own url shortening service**.

You could **easily spend several thousand** dollars hiring a programmer to **code this for you**. It is amazing that you can get this software business in a box (Known as “Software As A Service AKA **SAAS**) for just \$45.

You will [need a domain name](#) and [hosting preferably a vps server](#) which you can get here.

I use this very script to give me customers to track traffic for [Classifiedsubmissions.com](https://classifiedsubmissions.com) and

[Realppvtraffic.com](http://Realppvtraffic.com).

These types of services **attract lots of users**. You can ask each to **join your email list!** When their links expire you can **re-direct the links to your own opt in landing page**.

There are **many such SAAS businesses** that you can get for a song at Code Canyon. For the creative entrepreneur there really are some opportunities there.



## 62. Mobile Marketing



**SMS/Text Marketing-** Everybody has a phone and **everybody reads their text messages**. The **open rates** for text messages and **much higher than that of email**.

Incorporating **SMS marketing** is an effective yet under used ways of increasing website traffic.

Here is an article by **Neil Patel on How to Effectively Use SMS/Text Marketing:**[SMS Marketing Doesn't Suck: Here's How to Use it To Generate Revenue](#)

You will need a **SMS/Text Marketing service to manage your SMS campaign**. Please visit [Slicktext](#) to learn more.

## 63. Niche and Local Directory Listings

**Directories Especially for Local Businesses-** If you are a **local business** the absolute most important directory you **NEED to be listed** in is **Google My Business**.

These listings appear at the **top Google Searches** for **local products and services**.

**Claim your profile** and make sure you **completely fill out** all the information requested. **Include as many pictures and videos as possible**.

Also, this is where your customers can review you. Make sure you **get your customers to review you on Google My Business**.

### Local Businesses Must Have a Google My Business Page If They Want To Be Found In Local Search

The **more reviews you get** generally the **higher you rank** in these important listings. Also, remember to **keep the way you list your Name, Address, and Phone (NAP)** the **exact same way on all directories**. These are called **citations**.

Even in the **description of your YouTube videos** you should make sure your **NAP is exactly as on Google My Business**.

Having many **citations** can help **rank your Google My Business Page** even better.

There are also **many other local business directories** where you can list your local business. [Here is a huge list of local business directories.](#)



# Incentivized Traffic



## 64. Real Viewer Incentivized Traffic

The subject of **incentivized traffic** is a bit controversial. This is when people are actually **given an incentive to view your website**.

They are **not specifically looking** for your **products or services**.

The people looking at your website are **getting some form of compensation** for **viewing your website**.

Usually they are either getting **paid money** or they are **given credits** to get **traffic to their website**.

## Incentivized Traffic is When Visitors Are Given Some Form of Compensation For Viewing Your Website

This is generally considered to be **below quality traffic** and it kind of is. But **I like incentivized traffic!** I like it because it is **very inexpensive** and I am getting **REAL EYEBALLS** on my **offer**.

If my **offer is fantastic** and **grabs my viewers attention** I have a very good chance of **converting this incentivized viewer** into a sale.



I have **generated many leads and sales through incentivized traffic**. I have also **purchased products** and services through **incentivized traffic**!

The main **keys to converting incentivized traffic** is **knowing your audience** and having the **right offer**.

I sell mainly **marketing tools**. Most of the **people looking at ads** with incentivized systems are **fellow marketers**.

This is actually a **targeted audience for me** so I am getting **targeted traffic for dirt cheap**.

## **Key #1 For Converting Incentivized Traffic. Know Your Audience!**

The next issue is **my offer**. It **cannot be the same as everybody else's offer**. Usually I offer **something over the top for free** which appeal to marketers.

Right now it is usually **free software or a free ebook**.

I use a **simple page with everything above the fold**. My goal is simply to **get them to subscribe** to my email newsletter which will **follow up with automated emails every 4 days**.

The next issue is **my offer**. It **cannot be the same as everybody else's offer**. Usually I offer **something over the top for free** which appeal to marketers. Right now it is usually **free software or a free ebook**.

I use a **simple page with everything above the fold**. My goal is simply to **get them to subscribe** to my email newsletter which will **follow up with automated emails every 4 days**.

## **Key #2 For Converting Incentivized Traffic. Have An Outstanding Offer!**

Here are some **different types of incentivized traffic systems**.

**Traffic Exchanges**— There are both **Manual and automated traffic exchanges**. Manual traffic exchanges operate on the principle that you **get credits for viewing other people's websites**.

Then you can **use these credits for the other members to view your website**.

**Automated traffic exchanges** are simply **bots** that **you run on your computer to get credits**.

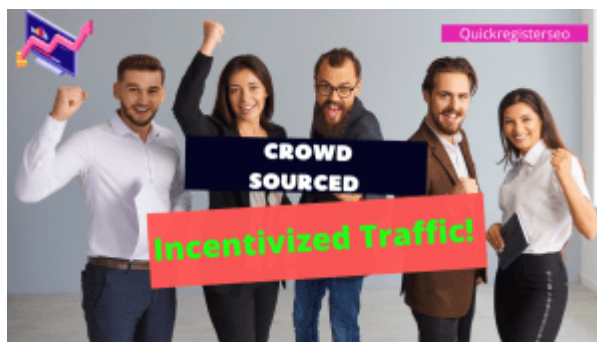
Almost **nobody will see your ad**. This type of traffic is **just to boost the metrics of your site**. [Here is a list of The 20 Best Traffic Exchanges for 2022](#).

**Credit Safelists**- With credit based safelists you **join a list** and everybody **emails each other their offer**. You **earn credits by actually clicking** on the **credit links in the emails**.

The safelists I recommend in the safelist section all have a credit/incentivized component. Members actually get credits every time they click on the credit link in the safelist email.



## 65. Crowd Sourced SEO Incentivized Traffic



**Crowd Sourced Incentivized SEO Traffic**— This traffic is **generated exclusively by professional clickers** who get **paid every time they click** on a site. These people **will not be interested in your products and services** at all most likely.

**The Goal of This Type of Traffic is to Improve Your Website Metrics Giving a Better Ranking in Search**

The advantage is that you can **tailor the traffic** so that the **bounce rates are very low**, so that they **click on multiple links** on your sites, the **length of time visitors stay** on your website, **keyword searches**, **referring websites** and the **country and sometimes city**

**location** of the traffic.

The **clickers are real people** on **real computers** so technically the **visitors are 100% real**.

Traffic and **website activity** are definitely **factors** that search engines look at when **ranking your website** for your keywords.

This type of traffic can potentially **take a dead site with no traffic** and start to **get it noticed** in the search listings.


## The Advantage of Crowd Sourced Traffic is that You Can Tailor The Metrics to Your Exact Specifications

The difference **between this type of incentivized traffic** and traffic **exchanges and safelists** is that **these visitors are not other marketers**.

I am able to **monetize incentivized traffic** when **other marketers are viewing** the ads because **my tools, software** and services **appeal to other marketers**.

You can even **sign up as a professional clicker** and **earn some money clicking yourself**. **Searchseo.io** is an example of a site which provides **Crowd Sources Incentivized SEO Traffic**.

## 66. Bot Traffic



**SEO Bot Traffic**— There are services available where you actually **pay for bots to visit your website**.

The goal of these services is to **mimic actual visitors coming to your website** and **clicking**

on various pages.

With these services you can **choose keywords**, different **browsers**, which **countries** the ips are coming from, **bounce rates** and more.

## Bot Traffic is Similar to Crowd Sourced Incentivized Traffic Except Crowd Sourced Uses Real Paid Clickers

The concept is that the traffic will **help your site get noticed and ranked in the search engines**.

Traffic does seem to be a factor in SEO. **Websites with very little traffic generally do not rank well for their keywords**.

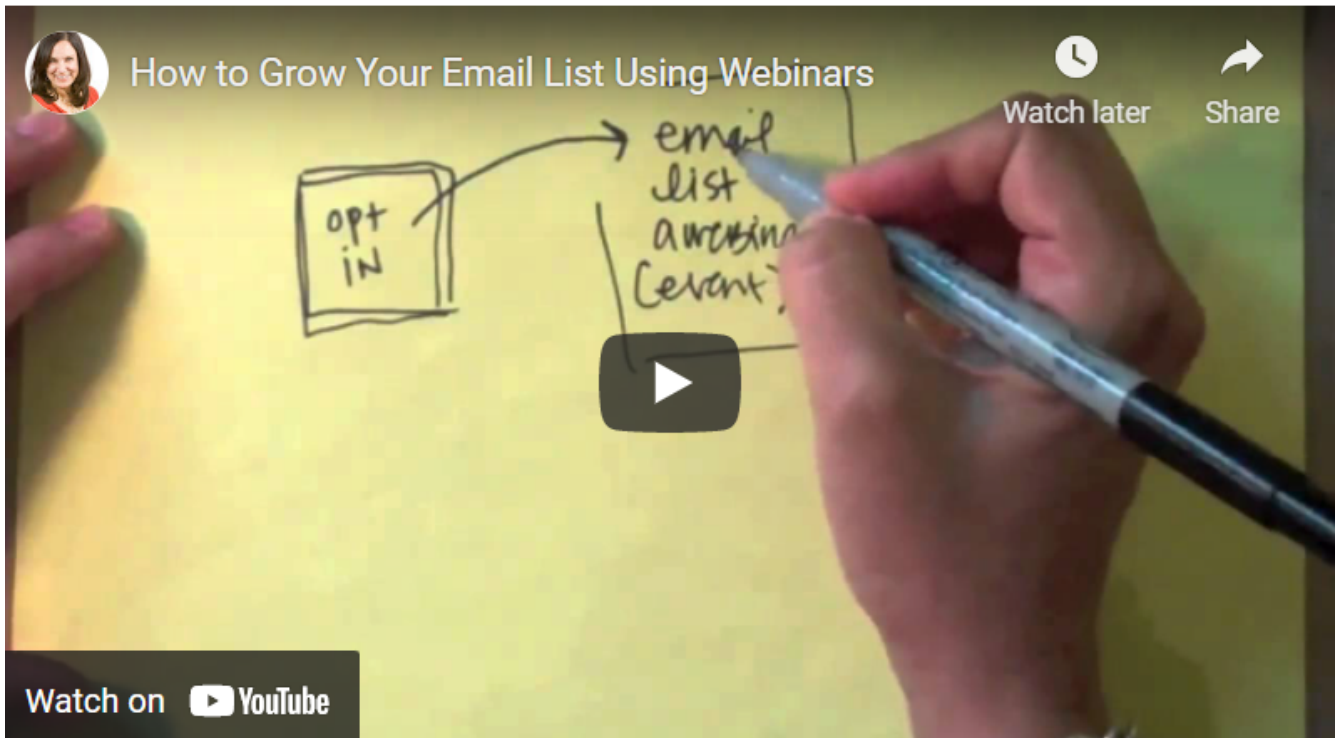
Here is a service which provide **SEO Bot Traffic**: [Searchseo.io](https://searchseo.io)  
[How to Increase Website Traffic](#)

## 67. Old School and Offline

Put your site URL on business cards

1. Create branded t-shirts.
2. Create branded posters.
3. Create branded postcards.
4. Put signs on your car or van.
5. Offer customers something for free if they tattoo your logo on some part of their body. A pizza shop in Sarasota Florida offered free pizza for life if you got a tattoo of the owner's bearded face on your body. People did it!

## 68. Host Webinars



Webinars are a very effective way to generate traffic, opt ins and sales. [Here is an article from Pat Flynn and Smartpassiveincome.com on how to organize a webinar](#)

## 69. Appear on Podcasts

Why not **leverage other people's audiences**? Podcasters are constantly **looking for new guests**.

If you have an angle maybe you can **approach them about being interviewed?**

If you do this enough eventually people will be **seeking YOU out for interviews** and you will begin to make a name for yourself.

# 70. Create a Free Online Course

**Online education is hot!** You can learn almost anything online. I recently purchased a course on how to program in Python.

Do you know how to do something? **Create an online course and charge people to teach them.** Having proper online course will give you authority in your industry.

**People will be more likely to share your content.**

Many people who are looking to “**make money online**” get into the “**make money online**” niche. However, you might do better simply **creating a course about something you are really good at** already and that **you are passionate about**.

Are you good at **fishing, fostering kittens, skin care, fitness, poker, camping etc?** Here is one gentleman who has created an entire online community around [living in a van!](#)

**Your secret to riches may simply be teaching others how to do what you already love to do!**

Here is a tutorial on how to create and sell an online course. [How to Create and Sell an Online Course: The Ultimate Guide by Pat Flynn.](#)

I hope you found this blog post helpful. Please share on social media and let me know if you have other ideas that have worked for you to generate traffic to your website.

We can all learn together!

**Wishing You Lots of Traffic, Leads and Sales!**

Matthew May  
[Quickregisterseo.com](#)

**Re-brand This Ebook With Your Affiliate Links for 4 Different Affiliate Programs and Earn Up to \$460. Per Sale +Recurring Monthly Commissions!**

Here are the affiliate programs promoted by this ebook. There are all free to join!

[Realppvtraffic.com-](#) This program **sells ppv traffic**. It pays **30% recurring commissions** and **customers tend to stay subscribed**. This means you get on going **commissions every month** for as long as the subscriber stays subscribed. [Visit here to sign up for free.](#)

[Classifiedsubmissions.com](http://Classifiedsubmissions.com)- This is a Classified Ad Posting Service. It pays **50% recurring commissions** and is a **hot seller!** [Sign up for free here.](#)

[Coolmarketingsoftware.com](http://Coolmarketingsoftware.com)- Earn 50% commissions on all software purchases by your referrals. [Sign up for free here.](#)

**[John Crestani's Super Affiliate System Pro](#)**- You can earn a **whopping \$460 per sale** promoting this **high converting webinar**. Earn 50% on the main offer and 50% on \$247/Month Upsell! (**Get Paid Every Month For Life!!**)

This program is run by Clickbank. You need to join [Clickbank first here](#). Then you can get your affiliate link for [John Crestani's program here](#).

It will look like this:

**http://YourClickbankID.j1r2c.hop.clickbank.net**

Once you have signed up on all the programs you can [go here to re-brand your ebook](#) with all your affiliate links **in just a few seconds!**

Then **give away this ebook** to anybody who is interested in **getting more traffic to their website** and if people order you receive **up to \$460. per sale + multiple recurring commissions.**

**To Get More Affiliate Training Sign Up For  
Our [Affiliate Tips Marketing Newsletter](#)  
[Here For Free.](#)**

**Wishing you much success!**

**Matthew May**  
**[Quickregisterseo.com](http://Quickregisterseo.com)**  
**[Classifiedsubmissions.com](http://Classifiedsubmissions.com)**



**[Realppvtraffic.com](http://Realppvtraffic.com)**  
**[Coolmarketingsoftware.com](http://Coolmarketingsoftware.com)**

**Follow Us On Social Media**



**[Visit here to contact the affiliate who sent you this report.](#)**















